

















SIGN 2

-  BREAK GLASS EMERGENCY BUTTON WITH INSTRUCTIONS
-  FIRE ALARM
-  EMERGENCY LIGHT  
E/L
-  FOAM FIRE-EXTINGUISHER
-  CARBON DIOXIDE FIRE-EXTINGUISHER

ELECTRICAL LEGEND	
	FLOURESCENT LIGHT
	LIGHT PENDANT
	WALL MOUNTED LIGHT
	SMOKE DETECTOR
	HEAT DETECTOR
	EXTRACTOR FAN
	2/13 AMP (HIGH LEVEL)
	2/13 AMP (LOW LEVEL)
	LIGHT SWITCH
	TELEPHONE POINT
	COOKER POINT

- All materials and workmanship to comply with all current British standards and codes of practice.
- All drainage to be to the satisfaction of the building control department.
- Building control to be notified 5 working days prior to work commences and within two weeks of completion of the works.
- The contractor is deemed to have visited the site to ascertain the full extent of the works.
- Any discrepancies and missing information must be immediately notified in writing to the Designer.
- All drawings must be read in conjunction and in accordance with all other drawings and specifications prepared for this project.

The purpose of these drawings are solely for the purposes of obtaining building warrant/planning approval. The drawing may be suitable for construction purposes but it may be necessary to augment/and or amend this information for this purpose. No liability will be accepted for any omission on this drawing should the drawing be used for construction purposes.

**PLEASE READ -**

- Do not scale from the drawings, if in doubt, ask.
- All dimensions in millimetres.
- All dimensions, levels and angles to be checked on site prior to the ordering of materials.

This is a true copy of the plan as referred to in the application.  
Date **2/04/2014** Signed **Barry Lennox** (agent)

**PROJECT DESCRIPTION:**

Change of use from Class 1 (retail) to Class 3 to form restaurant/bar

**LOCATION:**

18 West Portland Street/2 Bradan Road  
Troon  
KA10 6AB

**CLIENT:**

Zuppa Kitchen Ltd

**DWG TITLE:**

Ground floor plan as proposed

**SCALE:**

1:100

**DRAWN BY:**

BL

**DRAWING No. 600/L2**

**REV. #**



**Lennox Design**  
Architectural Services